

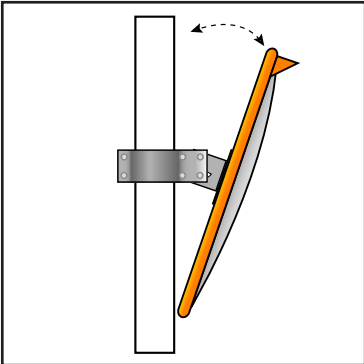
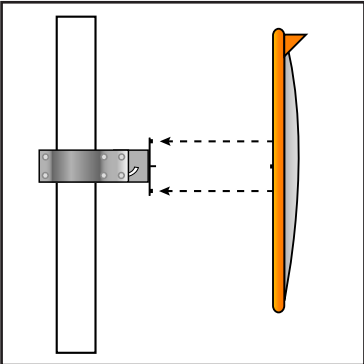
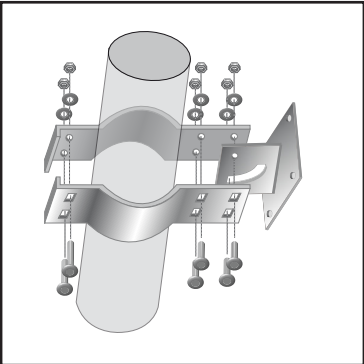


The Convex Mirror Shop

DELUXE TRAFFIC MIRROR INSTALLATION GUIDE

Pole Mounting with Clamp Bracket:

1. Decide the appropriate place to site the mirror on 3" pole.
2. Fix clamp and mirror mount assembly to the pole.
3. Make sure adjustment slot is to the bottom.
4. Fix the mirror to the clamp bracket.
5. Once the desired position has been found, tighten the bolts and nuts.





The Convex Mirror Shop

DELUXE TRAFFIC MIRROR INSTALLATION GUIDE

Wall Adaptors are not included with the DeLuxe Stainless Steel Mirror Range but are available to be purchased separately.

Wall Mounting with Optional Wall Adaptor:

1. Decide the appropriate place to site the mirror (on a flat surface) and fix the Wall Adaptor using suitable hardware.
2. Fix the clamp and mirror mount assembly to the Wall Adaptor making sure the slot is to the bottom.
3. Fix the mirror face to the clamp bracket.
4. Once the desired position has been found, tighten the bolts and nuts.

